


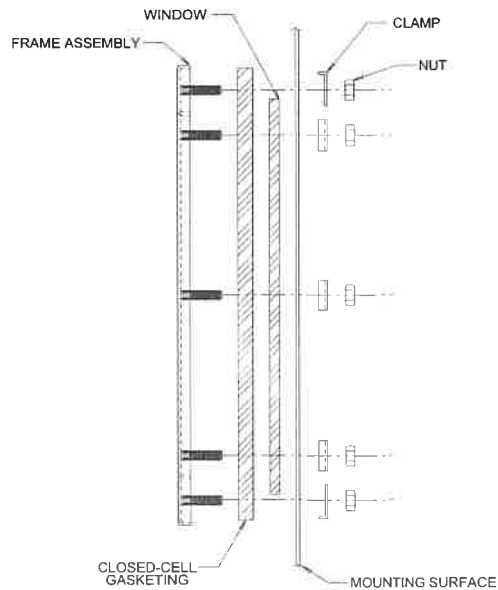
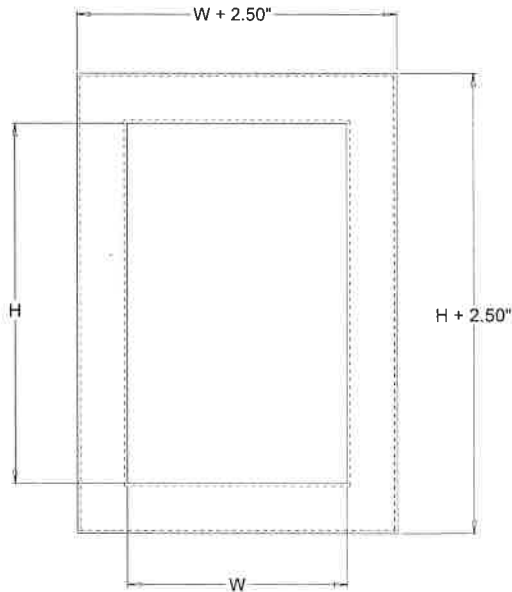
WINDOW KITS



- Kits are easily installed by making a cutout in the enclosure and attaching the window and frame with supplied hardware.
- Kits are fully gasketed to maintain an oil tight seal.
- Frames are constructed of steel with an ANSI-61 gray powder coat finish over phosphatized surfaces or of type 304 stainless steel with a brushed finish.

Catalog Number		Window Size H x W	Frame Size	Required Cut-out
Steel	Stainless Steel			
WK-0503	WK-0503SS	5.125" x 3.125"	7.625" x 5.625"	6.70" x 4.70"
WK-0905	WK-0905SS	9.00" x 5.50"	11.50" x 8.00"	10.625" x 7.125"
WK-1308	WK-1308SS	13.00" x 8.00"	15.50" x 10.50"	14.625" x 9.625"
WK-1711	WK-1711SS	17.00" x 11.00"	19.50" x 13.50"	18.625" x 12.625"

ACCESSORIES



211 INDUSTRIAL COURT
WABASHA, MN 55981

Phone: (651) 565-3395
 Fax: (651) 565-2787
 E-mail: info@thomasindustriesinc.com
www.thomasindustriesinc.com

*DATA SUBJECT TO CHANGE WITHOUT NOTICE